



CARGO PRESENTATION

MAY 2017



BLQ OVERVIEW



BLQ key facts



**7,7 MILLION
PASSENGERS**



CARGO: 47.700 TONS



24H OPERATIONS



NO SLOT CONSTRAINTS



3 HANDLING AGENTS



32 APRONS



**ILS 12:CAT III B
ILS 30:CAT I**



**DEDICATED GENERAL
AVIATION TERMINAL**

BENCHMARKING IN ITALY AND EUROPE: AN OUTSTANDING WEALTHY AREA



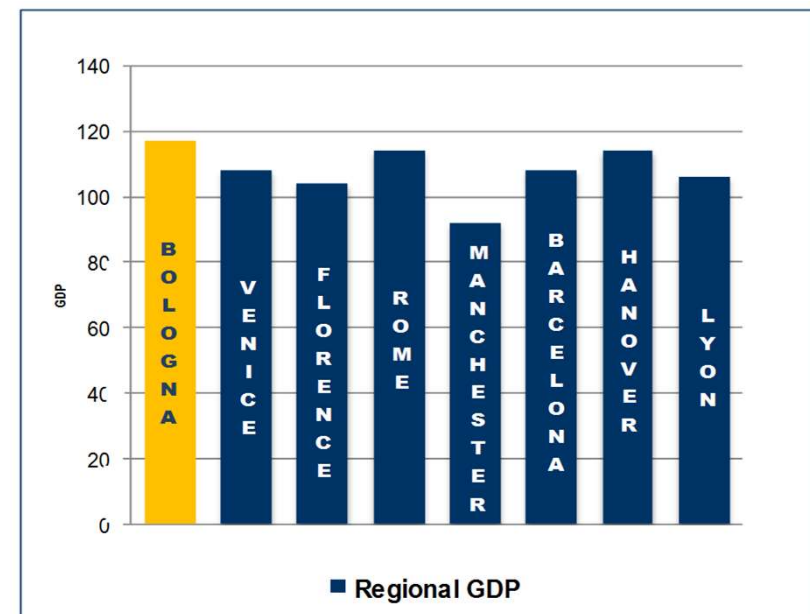
BOLOGNA IS LOCATED ...

- **IN THE CENTRE OF ONE OF EUROPE'S MOST FLOURISHING MARKETS:**
GDP PER CAPITA: Europe: USD 33.100 – Italy: USD 35.200 - Emilia Romagna (Bologna): USD 43.100
- **IN THE HEART OF ITALY'S MOST IMPORTANT AREA IN TERMIS OF SOCIO-ECONOMIC DEVELOPMENT**

BOLOGNA CATCHMENT AREA



BOLOGNA HAS HIGHER GDP THAN NATIONAL LEVEL AND FOREIGN SIMILAR CITIES



Source: (GDP) Eurostat last release: 26 February 2016, referring to YEAR 2014, index EU28=100

- *Bologna is an opportunity to do business in comparison to similar areas in EU*
- *Home to numerous leading international companies (ceramics, motors, food and industrial machinery industries)*
- *Approx. 47,000 companies operating in key factors with export at €26.2 bn.s*

INDUSTRIAL DISTRICTS WHERE WORLDWIDE BRANDS LIVE



roberto cavalli

sergio rossi

GUCCI

Salvatore Ferragamo

LA PERLA



LIU·JO

FURLA



4TH LARGEST EXHIBITIONS' DISTRICT AREA IN EUROPE



Bologna Fiere is the venue of 30 international exhibitions every year



Italy's second largest Trade Fair Centre



1.700.000 visitors



13.337 exhibitors, over 36% foreigners


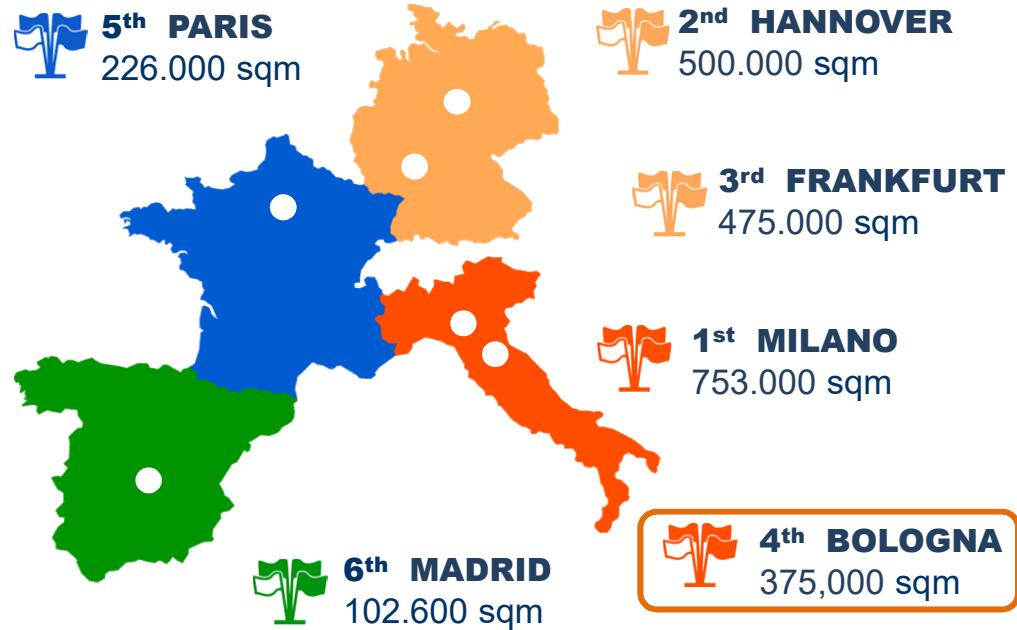


375.000 sqm of total surface area



14.500 parking spaces

MAIN EUROPEAN FAIR CENTRES:



BOLOGNA, AT THE CENTRE OF THE SO CALLED "MOTOR VALLEY"



Motorbikes and supercars fan heaven is just close by



www.motorvalley.it/

SUPERCARS AT BLQ



LAMBORGHINI FOLLOW ME CARS : THE NEW AMAZING VIDEO ON LINE



YouTube



LAMBORGHINI FOLLOW-ME CAR
the new amazing video!
65.000 CLICKS

<https://www.youtube.com/watch?v=dSEpUEs-azg>



PAGANI SUPERCAR FLIES FROM DUBAI TO BLQ

YouTube



Pagani Supercar flies to BLQ
80.000 CLICKS

<https://www.youtube.com/watch?v=q7JnCAzJx8>



5 TH-RANKED ITALIAN CARGO AIRPORT FOR VOLUMES IN 2016

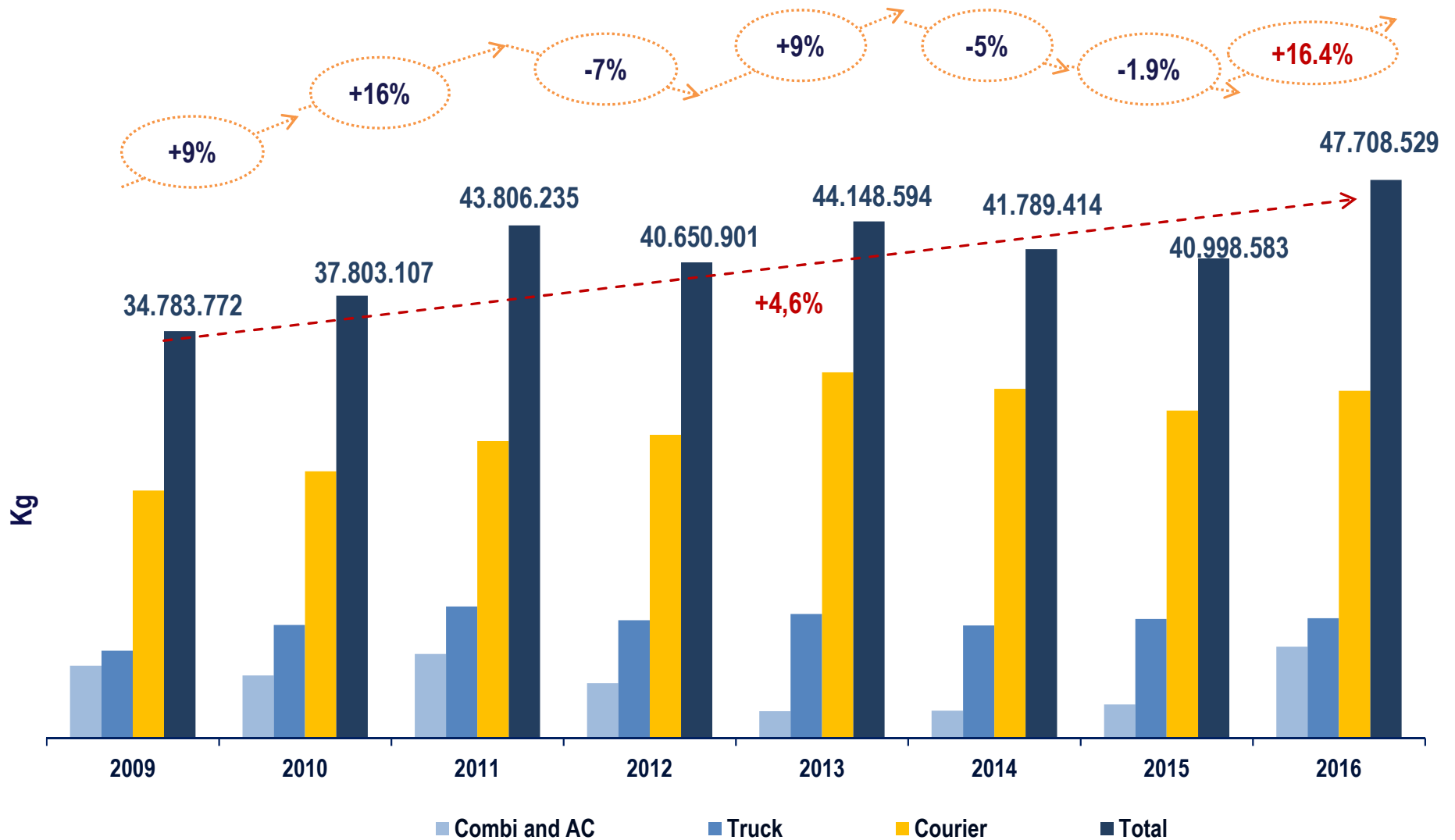


THE ITALIAN MARKET IN 2016 GROWS LESS THAN BLQ: +5.9% vs +16.4%

CARGO 2016							
N.	AIRPORT	CARGO AVIATION	CARGO BY TRUCK	CARGO	MAIL	CARGO AND MAIL	%
1	Milan MXP	536.862	n/a	536.862	11.905	548.767	7,4
2	Rome FCO	155.013	n/a	155.013	5.891	160.904	11,0
3	Bergamo	117.660	105	117.765	-00	117.765	-2,7
4	Venice	54.840	3.021	57.861	112	57.973	13,8
5	Bologna	37.434	10.238	47.672	37	47.709	16,4
6	Brescia	1.363	6.111	7.474	16.942	24.416	-18,3
7	Rome CIA	15.767	n/a	15.767	29	15.796	0,3
8	Milan LIN	12.553	n/a	12.553	2.812	15.365	-2,2
9	Naples	6.894	2.346	9.240	1.484	10.724	0,0
10	Pisa	9.822	368	10.191	92	10.283	18,2
	<i>Others</i>	15.881	11.848	27.730	5.991	33.720	-5,1
	TOTAL	964.090	34.037	998.127	45.295	1.043.422	5,9



BLQ CARGO TRAFFIC 2009-2016: +4.6% MEDIUM ANNUAL GROWTH vs +16.4% YOY

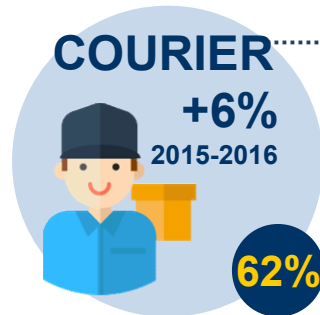

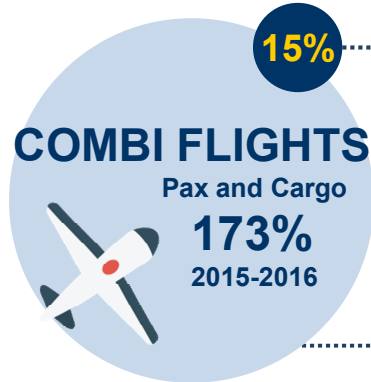


LEGENDA: CAGR = Compounded Annual Growth rate , indicates Medium Annual Growth

BREAK DOWN BY PLAYERS AND SHARES IN 2016



Thanks to EK, the combi flights share at BLQ grows from 5% to 15% in 2016



NOTE: ALL THE COURIERS ARE IN SELF SERVICE IN BLQ

A NEW TERMINAL CARGO IN 5 YEARS, WITH ALL THE FACILITIES



Dedicated road for handling services, Customs pass and security gate



AS IS

Terminal Cargo in the East area of the airport
Courier area in the West side of the airport

TO BE

THE NEW CARGO CITY
All the operators will be in the same area: couriers, freighters, customs, freight forwarders

THANKS FOR YOUR ATTENTION

Silvia Arceci
Cargo Manager
arceci@bologna-airport.it
Tel: +39 051 647 9733



Aeroporto Guglielmo Marconi di Bologna S.p.A.
Via Triumvirato, 84 - 40132 – Bologna
www.bologna-airport.it